

SECTION 1

PARTITIONING

SYSTEMS

Pedestal Mount Overhead Braced	10
Pedestal Mount Ceiling Fixed	14
Floor Mount Overhead Braced	18
Floor Mount Ceiling Fixed	22
Floor Mount Free Standing	26
Full Height Privacy Core	30
Full Height Privacy Ultra	34
Full Height Privacy Max	38





Our floor mount ceiling fixed wet area partitioning system is designed specifically for use in upmarket corporate applications or anywhere that requires a quality finished bathroom.

The superbly finished, streamlined design makes this system one of our most popular and aesthetically pleasing partitioning systems.

REGULATORY COMPLIANCE

- NCC 2022 Part F — Deem to Satisfy Provisions
- F4D82c — Door removable from outside if less than 1.2m between pan and doorway.

APPLICATIONS

- Schools and universities
- End-of-trip facilities
- Shopping centres
- Sport and gym change rooms
- Defence ablution blocks
- Corporate amenities
- Recreational amenities
- Pubs and clubs

FEATURES & BENEFITS

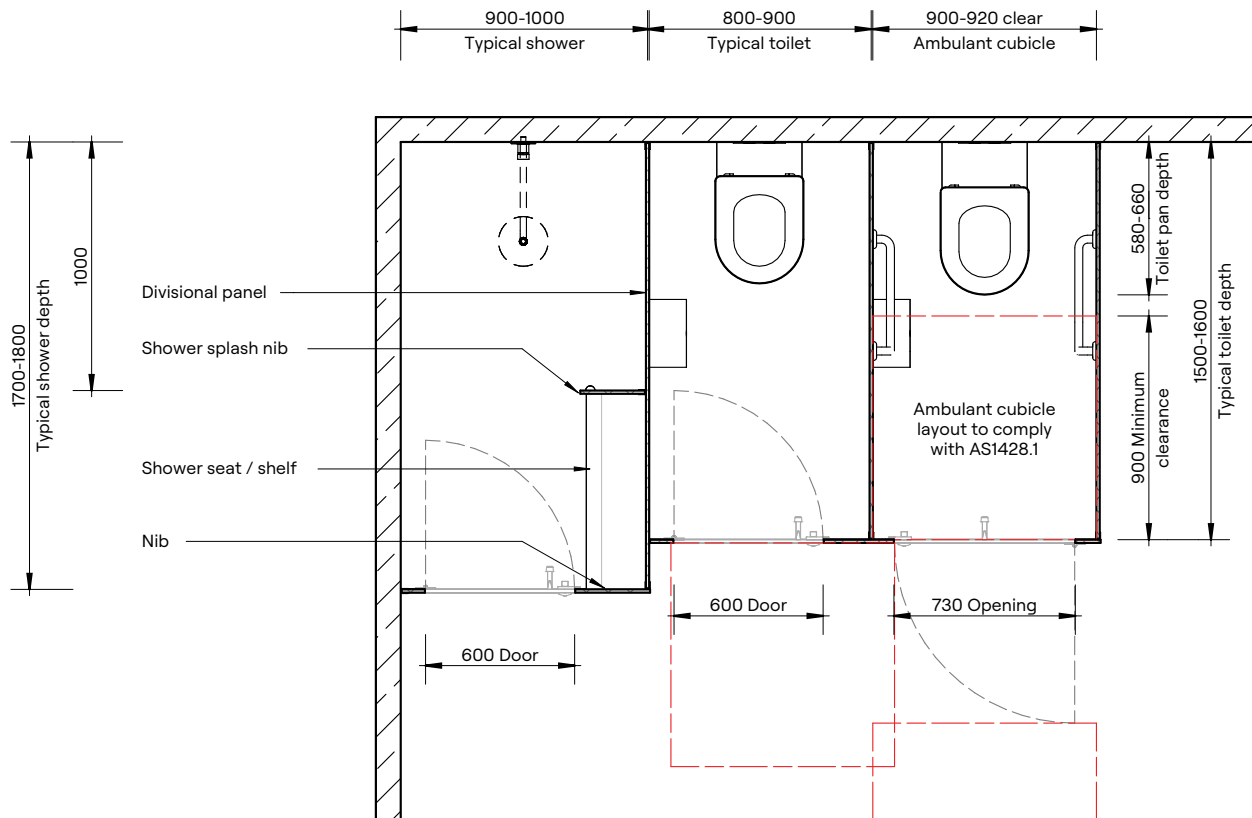
- Nibs mounted to the floor provide stability, strength and durability
- DuraSafe 13mm compact laminate construction
- No edge strip required as compact laminate black core is visible on the edges
- Aesthetically pleasing design with clean lines
- Impact-resistant construction
- Vandal-resistant surface
- Waterproof, suitable for hose cleaning
- Easy to clean and sanitise
- Reduced maintenance time and cost
- Overall system height 2020mm AFFL

“The floor mount ceiling fixed partitioning system presents a quality, up-market aesthetic through clean lines and the continuity of the finish.”

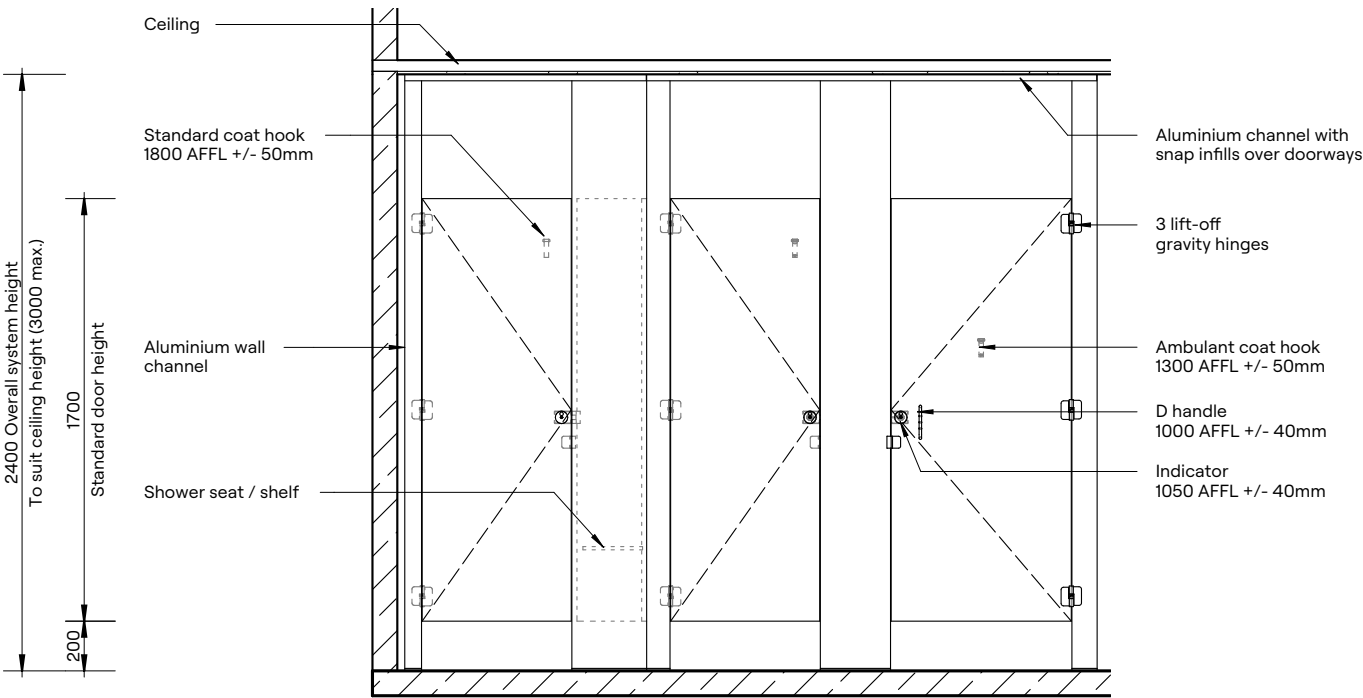
Ron Simpson
Major Projects Manager, DuraCube



DuraSafe Compact Laminate
All DuraCube panels and doors are constructed with DuraSafe 13mm compact laminate.

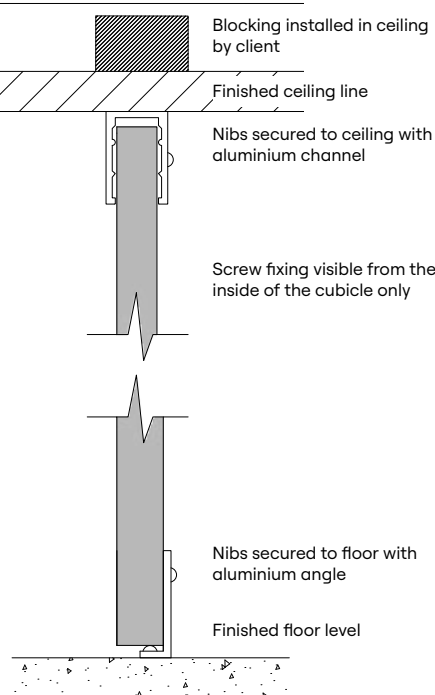


Plan

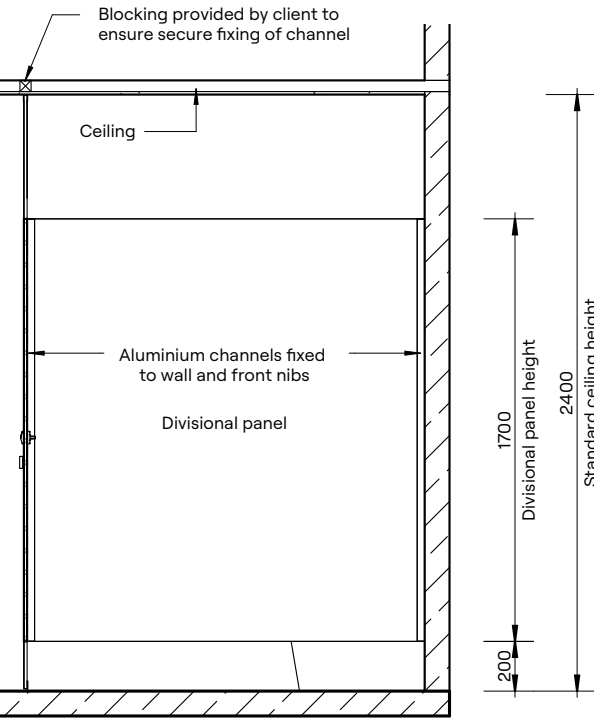


Elevation

Ceiling Fixing Detail



Floor Mounting Detail



Section

HOW TO SPECIFY

Product
DuraCube floor mount ceiling fixed (FCF)

Door and Panel Construction Material
DuraSafe 13mm compact laminate

Hardware
Viva satin chrome hardware is standard
Other hardware is available – see page 87

Ceiling Fixing
Aluminium C channel 20mm x 30mm fixed to the ceiling
Colour – Oyster Grey powder coat

Floor Mounting
Nib panels fixed with 40mm x 12mm anodised aluminium flat bar

Overall System Height
2400mm to 3000 AFFL