

SECTION 6

DURASAFE COMPACT

LAMINATE

Overview	92
DuraSafe Standard Colour Range	93
DuraCube Specifier Exclusives Colour Range	94-95
DuraCube First Nations Range	96-97
Cut to Size Service	98





DuraSafe 5003 Phillipine Teak, DuraSafe 5730 Brushed Graphite, and DuraSafe 113 Off White

DuraSafe Compact Laminate has antiviral, antifungal and antibacterial surface properties ensuring resistance to harmful germs.

DuraSafe has been tested and certified in an Australian laboratory using an internationally recognised ASTM E1053 test method.

This compact laminate is suitable for outdoor, indoor and heavy duty applications.

DuraSafe is competitively priced compared to other compact laminates on the market.

It is graffiti-resistant and has been tested to ASTM D6578/D 6578M-13 (2018).




DuraSafe Compact Laminate
DuraSafe 13mm compact laminate is antiviral, antifungal and antibacterial, eliminating 99% of common germs. Durable, waterproof, easy to clean, impact and scratch resistant.

FEATURES & BENEFITS

- Resistant to harmful germs
- Resistant to abrasion
- Resistant to cigarette burns
- Resistant to water penetration
- Resistant to humidity and high temperatures
- Resistant to harsh cleaning solutions
- Hygienic surface material
- Easy to clean and maintain
- Manufactured adhering to strict safety standards
- All standard colours are stocked in our warehouses and ready for use in your project
- Non-standard colours are not kept in stock and have an additional lead time

Please Note: The colours in this brochure have been recreated as accurately as possible to match the DuraSafe Compact Laminate colours. The colour chart should be used as a guide only. Physical samples of compact laminate colours are available upon request.

DuraSafe Standard Colour Range



“DuraCube’s commitment to sustainability meets today’s needs without compromising future generations.”

Athol Simpson
Operations Manager, DuraCube




DuraCube Specifier Exclusives Colour Range

Why Choose DuraCube's Exclusive Range?

At DuraCube, we offer a carefully selected range of exclusive products designed for architects and specifiers.

These premium offerings are restricted to orders where they are listed on project documentation (i.e., FF&E) and are made to order for your projects - giving you a unique advantage in creating exceptional and customised spaces.

 **These made to order colours incur a 10-14 week lead time, and MOQs apply. Ask our friendly team for advice.**

EXCLUSIVE BENEFITS FOR SPECIFIERS

01. Access to Premium Materials & Finishes

Access a curated selection of colours, new innovative systems, and premium hardware.

02. Personalised Design Consultation

These tailored sessions enable you to seamlessly integrate our exclusive products into your designs

03. Ongoing Updates & Insightful Feedback

Stay ahead of the curve with regular updates about new product releases and innovative designs.

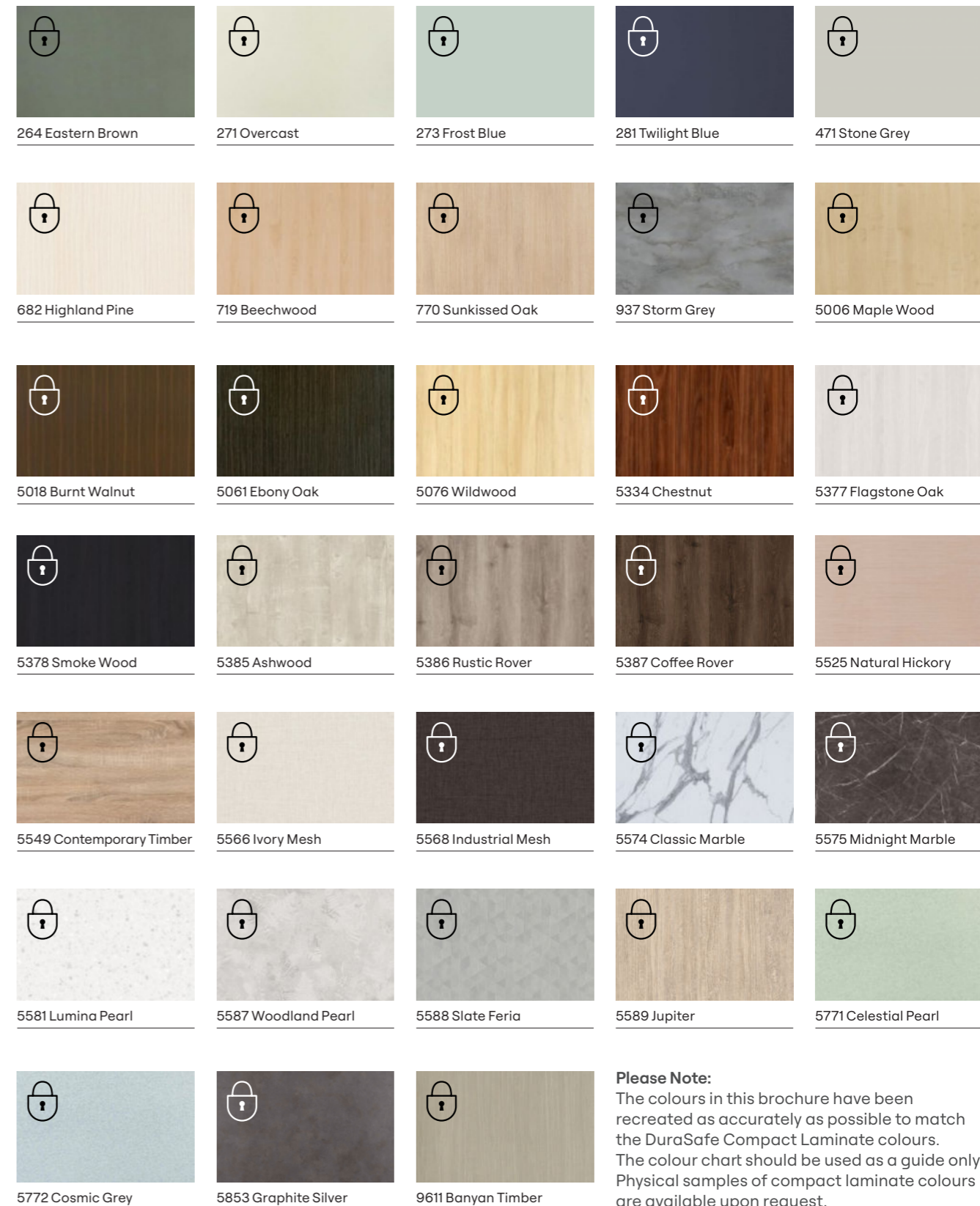


DuraSafe Compact Laminate
DuraSafe 13mm compact laminate is antiviral, antifungal and antibacterial, eliminating 99% of common germs. Durable, waterproof, easy to clean, impact and scratch resistant.

DuraCube Specifier Exclusives Colour Range




DuraCube Specifier Exclusives Colour Range





DuraCube First Nations Range



Shifting Landscape: Erosion

Erosion reveals the passage of time through the ever-changing contours of the land, marking the deep connection between earth and water. These shifting landscapes are shaped to hold memory. Each groove and ridge holds evidence of change.



Shifting Landscape: Regrowth


The cycle of growth reflects a long history of how land is shaped and reshaped through its ecologies. Over time, these places have undergone repeated cycles of regeneration. Through these patterns of renewal, the land holds the layered histories of place and people.



Shifting Landscape: Seasonal Winds

The patterns of the wind hold memory in the way they shape the land. Over time, wind carves, shifts, and smooths the surface, leaving behind subtle traces of movement and change. These natural patterns reflect the passage of time and carry the memory of shifting seasons.

Tracks and Navigation, and Cultural Practices collections coming soon!

 **These made to order colours incur a 10-14 week lead time, and MOQs apply. Ask our friendly team for advice.**

Please Note:

The colours in this brochure have been recreated as accurately as possible to match the DuraSafe Compact Laminate colours. The colour chart should be used as a guide only. Physical samples of compact laminate colours are available upon request.

Introducing the DuraCube First Nations Range, designed in collaboration with Blaklash.

BLAKLASH

At the heart of this range is the Living Histories philosophy. This is not just a collection of patterns; it is an architectural realisation of the role water plays in our shared story—a living thing that connects people, country, culture, and wellbeing.

For the first time, architects can specify bathroom systems that contribute to a building’s cultural narrative. By honouring the connection between water and Country, these spaces provide a sense of belonging and respect for all users.

Every specification contributes to social procurement goals via our partnership with the Clontarf Foundation.

Cultural & Copyright Notice

These designs are protected under Indigenous Cultural and Intellectual Property (ICIP) protocols. They must not be reproduced, modified, or used without permission.



DuraSafe 467 Jade Mist, DuraSafe 275 Classic Grey, and DuraSafe 291 Royal Blue

DuraSafe Cut to Size Service is the ideal solution for custom designed furniture and joinery including tables, desks, benchtops, doors and wall panels.

Compact Laminate is extremely durable, waterproof and easy to clean.

The surface is antiviral, antifungal and antibacterial, eliminating 99% of common microorganisms.

DuraCube has four CNC machines dedicated to cutting compact laminate. We can cut compact laminate to any shape and size within the 3600mm x 1800mm sheet size.

Standard edge profiles are 1.5mm aris top and bottom. Sharknose and square edge profiles are also available.

DuraCube can help save assembly time by pre-drilling holes, routing cut-outs and creating v-grooves at a minimal cost.

“Let your imagination run free with this totally custom offer.”

Alicia Woodbury
Sales Support, DuraCube

APPLICATIONS


- Cafés, restaurants, bars, alfresco dining
- Childcare centres
- Schools and universities
- Shopping centres
- Corporate breakout areas and lunch rooms
- Health facilities

FEATURES & BENEFITS

- DuraSafe 13mm compact laminate construction
- Customised designs to suit your space and style
- Cost-effective dining solution for indoor and outdoor applications
- Black core is polished to enhance the edges and eliminates the need for edge-tapes that peel
- Impact, vandal and graffiti-resistant material
- Waterproof material that does not swell when wet
- Easy to clean and maintain
- Antiviral, antifungal and antibacterial surface prevents germ growth
- Large range of colours are available



DuraSafe 291 Royal Blue



DuraSafe 111 Arctic White