



Privacy Panels



Versatile screening solutions providing privacy

Privacy Panel Options



Wall Mount (PWM)



Pedestal Mount (PPM)



Childcare (PCC)



Full Height (PFH)



Post Fixed (PPF)

Duracube® Privacy Panels are a versatile wet area screening solution providing privacy in open plan bathrooms and change rooms.

Privacy panels are usually installed between urinals or as a substitute for an airlock.

Childcare Privacy Panels separate toilets at early learning centres and preschools.

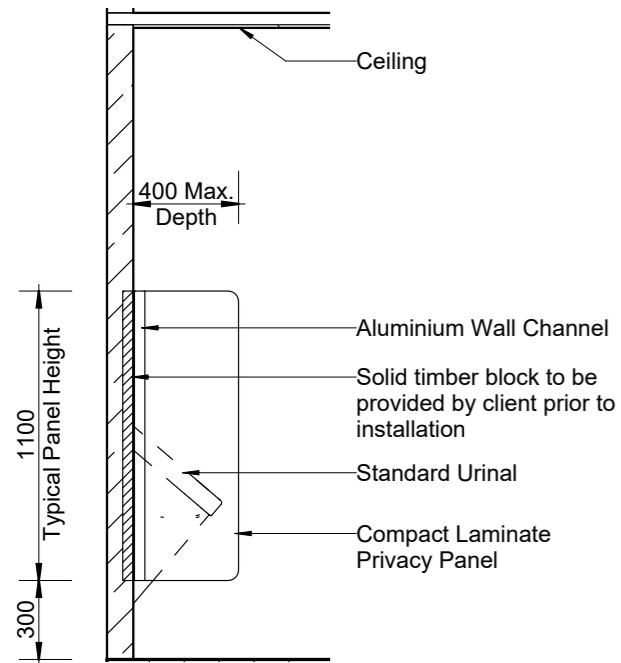
Privacy panel options comprise wall mount, pedestal mount, childcare, full height and post fixed.

Applications

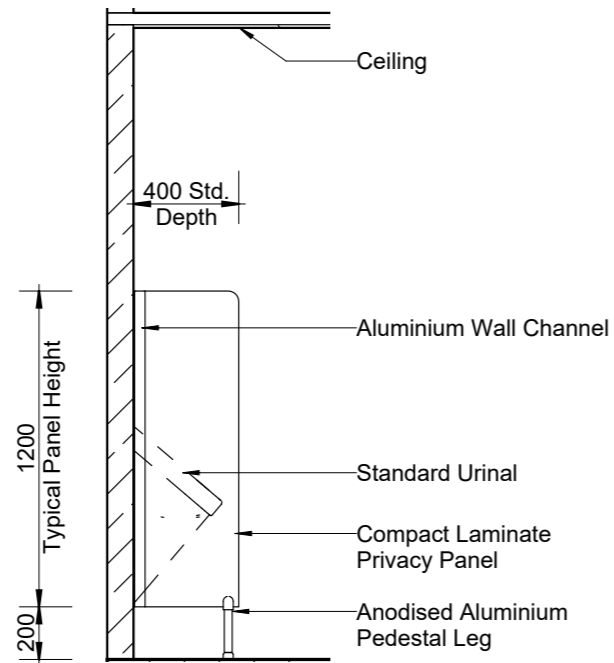
- › Schools and Universities
- › End Of Trip (EOT) Facilities
- › Shopping Centres
- › Sport and Gym Change Rooms
- › Defence Ablution Blocks
- › Corporate Amenities
- › Recreational Amenities

Features & Benefits

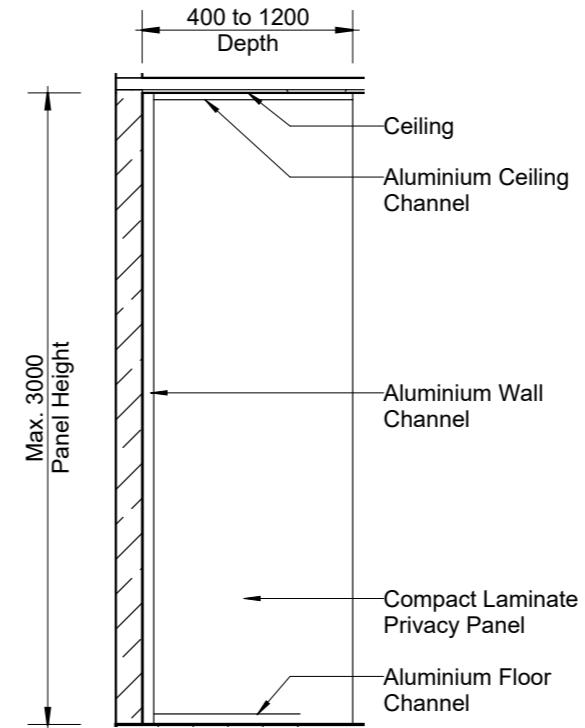
- › Privacy Panels are easy to install
- › Unobtrusive design
- › Compact Laminate colours will coordinate with partitioning system colour scheme
- › Compact Laminate is vandal and impact resistant construction material
- › Waterproof, suitable for hose cleaning
- › Easy to clean and sanitise, reducing maintenance time and cost
- › Oyster Grey powder-coat aluminium extrusions with stainless steel fixings



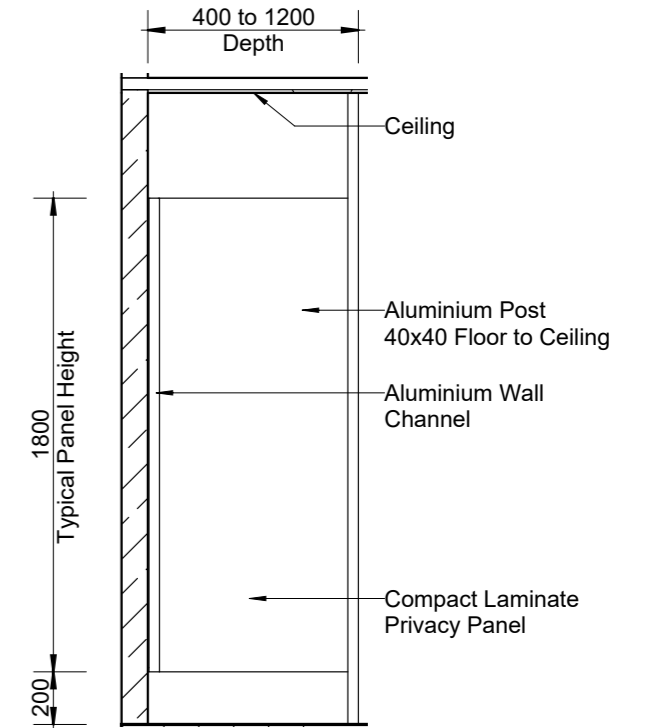
Privacy Panel – Wall Mount (PWM)



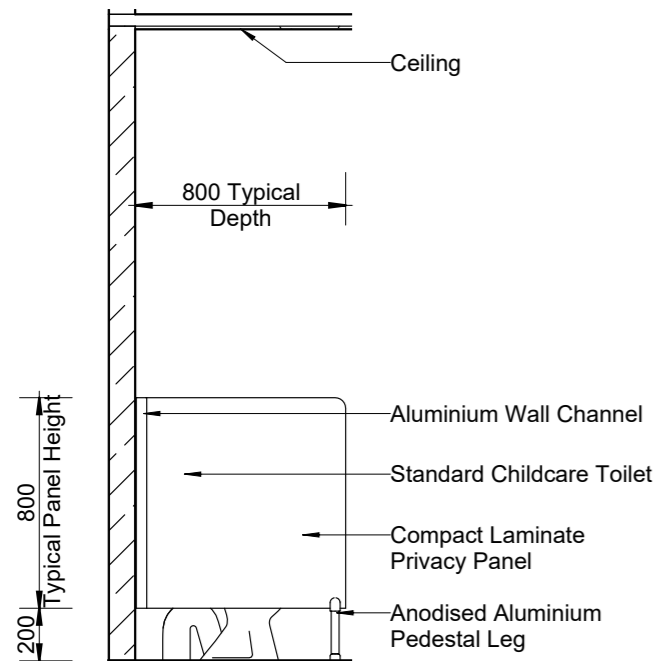
Privacy Panel – Pedestal Mount (PPM)



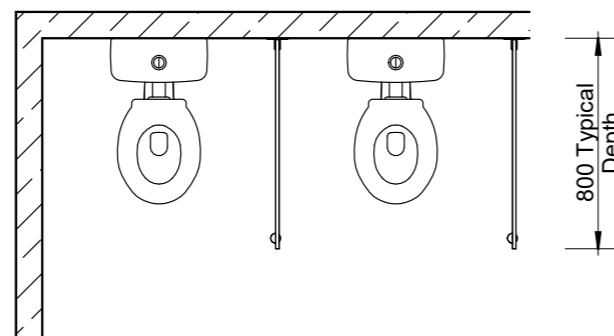
Privacy Panel – Full Height (PFH)



Privacy Panel – Post Fixed (PPF)



Privacy Panel – Childcare (PCC)



HOW TO SPECIFY
Duracube® Privacy Panels

Product Name	Material	Typical Height	Typical Width	Floor Mount / Ceiling Fixed
Duracube® Privacy Panel – Wall Mount (PWM)	Durasafe® 13mm Compact Laminate	1400mm AFFL	400mm	Wall mount only with aluminium T-channel.
Duracube® Privacy Panel – Pedestal Mount (PPM)		1400mm AFFL	400mm	Floor mount with adjustable 200mm aluminium pedestal legs.
Duracube® Privacy Panel – Childcare (PCC)		1000mm AFFL	800mm	Floor mount with adjustable 200mm aluminium pedestal legs.
Duracube® Privacy Panel – Full Height (PFH)		To Ceiling max. 3000mm	400mm to 1200mm	Floor mount with aluminium angle. Ceiling fixed with aluminium channel.
Duracube® Privacy Panel – Post Fixed (PPF)		1400mm AFFL	400mm to 1200mm	40 x 40mm floor to ceiling square post.

Note: Custom sizes and solutions are available upon request. Contact our sales team for assistance.