

# SECTION 5

## VANITIES

Overview	76
Vanity Bench – Inset (VB520)	78
Vanity Bench – Semi-Recessed (VB350)	79
Vanity Cabinet - Semi-Recessed (VCWM520)	80
Vanity Cabinet - Semi-Recessed (VCWM350)	81





DuraSafe 5578 Slate, and DuraSafe 464 Barrier Reef

DuraCube vanity benches are made to measure and precut ready for quick on-site installation.

A large range of compact laminate colours are available to complement the partitioning system.

DuraCube compact laminate is antiviral, antifungal and antibacterial. It's the ideal surface for vanity benches in any commercial wet area.

APPLICATIONS

- Schools and universities
- End-of-trip facilities
- Shopping centres
- Sport and gym change rooms
- Defence ablution blocks
- Corporate amenities
- Recreational amenities
- Entertainment centres
- Childcare centres

FEATURES & BENEFITS

- DuraSafe 13mm compact laminate construction
- Basin can be inset or semi-recessed
- Prefabricated vanity with basin cut-out reduces installation time on-site
- Waterproof compact laminate ensures no swelling when in contact with water
- Compact laminate bench will coordinate with partitioning system
- Cost-effective alternative to engineered stone and natural stone benchtop
- A large range of compact laminate colours are available in stock
- Available as a vanity bench or vanity cabinet



DuraSafe 5003 Phillipine Teak, and DuraSafe 297 Deep Water



DuraSafe 5003 Phillipine Teak



DuraSafe 5003 Phillipine Teak



DuraSafe 279 Charcoal, DuraSafe 5427 Refresh Oak, and DuraSafe 111 Arctic White

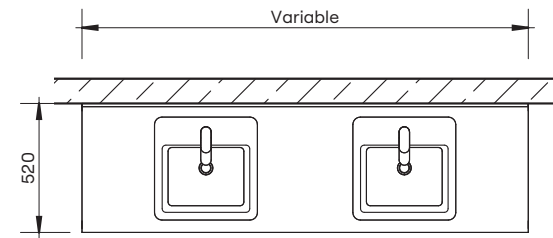




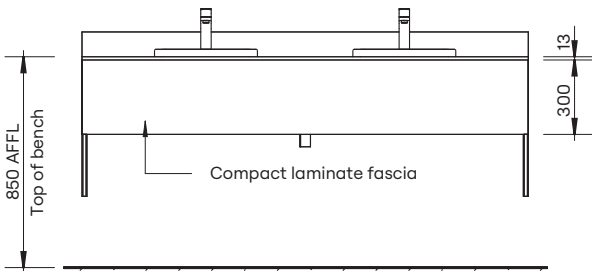
Vanity Bench – Inset (VB520)



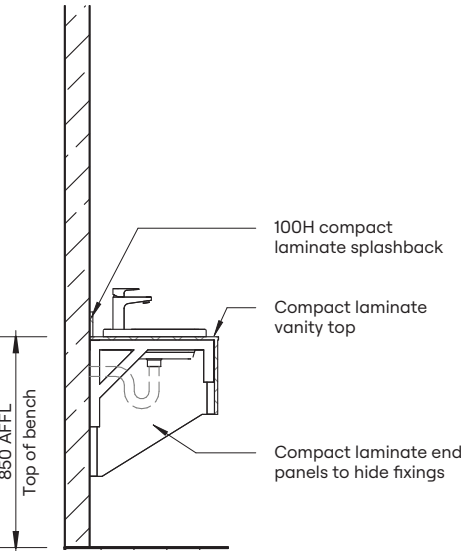
HOW TO SPECIFY
<b>Product</b> DuraCube vanity bench – Inset (VB520)
<b>Vanity Bench Construction Material</b> DuraSafe 13mm compact laminate
<b>Wall Fixing</b> DuraCube custom bracket



Plan



Elevation

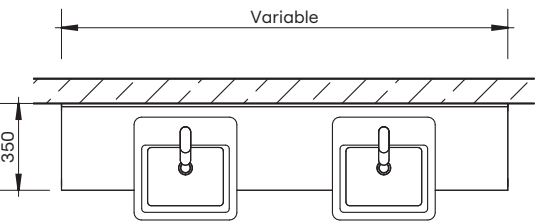


Section

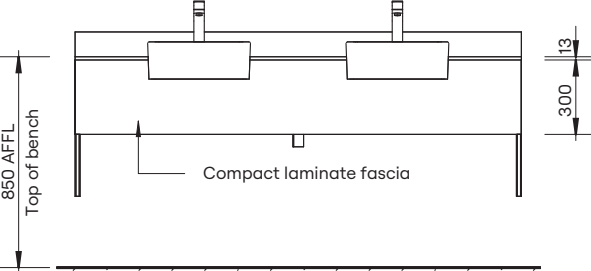
Vanity Bench – Semi-Recessed (VB350)



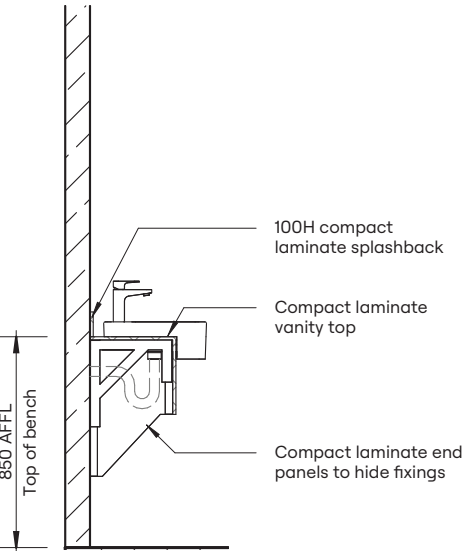
HOW TO SPECIFY
<b>Product</b> DuraCube vanity bench – semi-recessed (VB350)
<b>Vanity Bench Construction Material</b> DuraSafe 13mm compact laminate
<b>Wall Fixing</b> DuraCube custom bracket



Plan



Elevation



Section

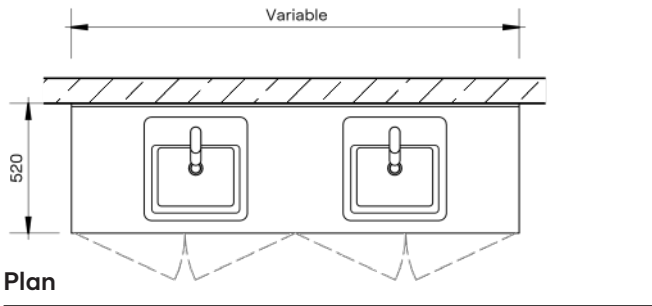


Vanity Cabinet – Inset (VCWM520)

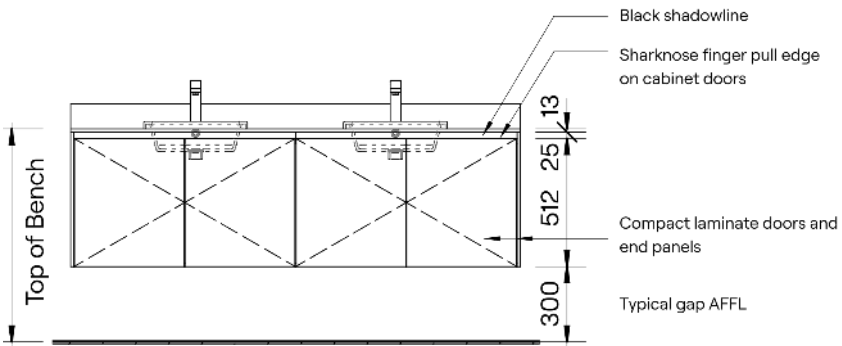


HOW TO SPECIFY
<b>Product</b> DuraCube vanity bench – Inset (VCWM520)
<b>Vanity Bench Construction Material</b> DuraSafe 13mm compact laminate
<b>Wall Fixing</b> DuraCube custom bracket

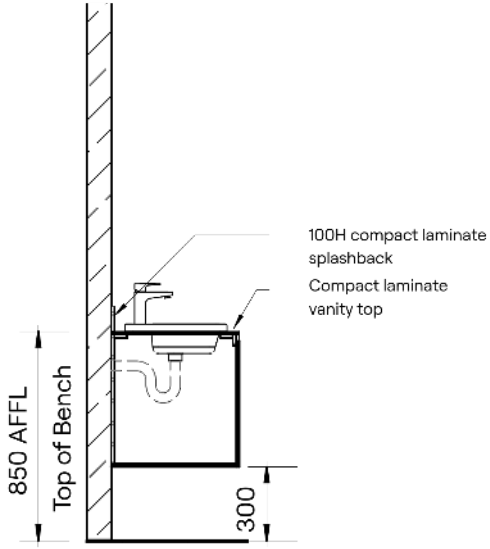
Note: Plinth Mounted version also available.



Plan



Elevation



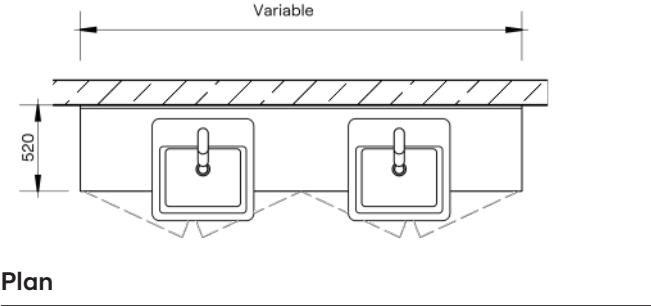
Section

Vanity Cabinet – Semi-Recessed (VCWM350)

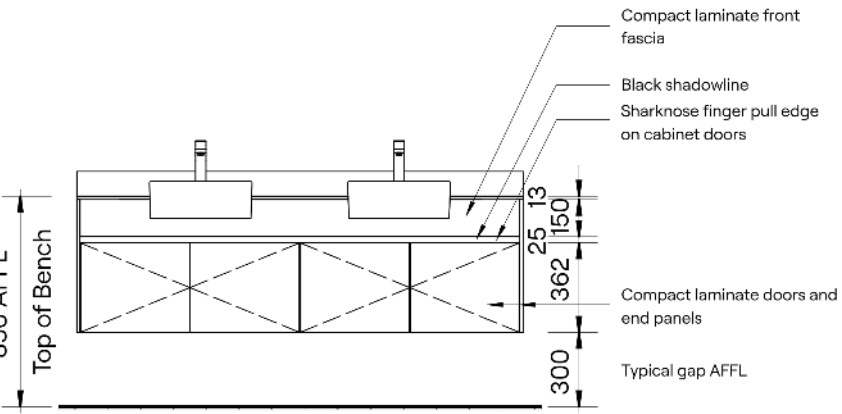


HOW TO SPECIFY
<b>Product</b> DuraCube vanity bench – semi-recessed (VCWM350)
<b>Vanity Bench Construction Material</b> DuraSafe 13mm compact laminate
<b>Wall Fixing</b> DuraCube custom bracket

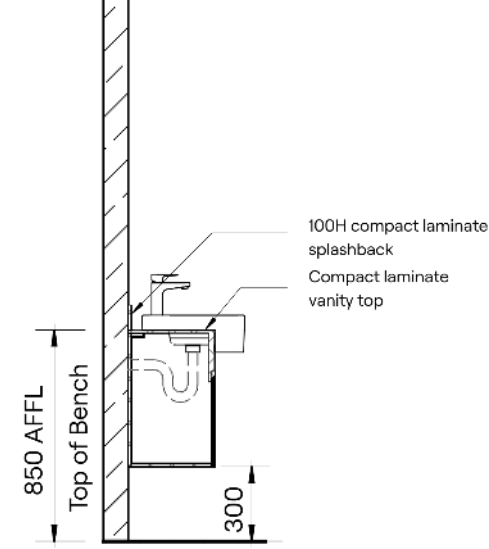
Note: Plinth Mounted version also available.



Plan



Elevation



Section